



Model

MP40

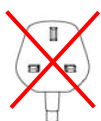
Product Description

Planetary Mixer, 40 litre, Heavy Duty

Product Code

5MP40-1PH

5MP40-3PH



Standard Features

- Heavy duty 40ltr, floor standing, gear driven, planetary mixer
- Particularly suitable for bakeries, hotels, restaurants, canteens etc
- Easy to operate
- Planetary mixing action ensures perfect results
- High torque motor allows mixing of stiffer doughs and larger batches
- 3 fixed speeds: 95, 195 and 356 rpm
- Easy speed-shifting
- Timer
- Emergency stop button
- Interlocking bowl guard and bowl lift
- Dual bowl clamps to lock bowl down
- Stainless steel safety guard with ingredient chute and automatic shut-off when guard is opened at any speed
- Resettable thermal overload protection (NVR device)
- Long lasting lubricant providing abrasion resistant transmission
- Transmission gears are made of heat treated, hardened steel
- Heavy duty, cast iron frame
- Non-slip rubber feet
- Quiet operation
- Heavy duty gearbox
- Industry standard #12 attachment hub

Standard Accessories / Attachments

- 1 x Whisk
- 1 x Beater
- 1 x Dough Hook
- 1 x 40 litre Stainless steel bowl

Warranty

Covered by Metcalfe 3-year warranty (1st year parts and labour, 2nd & 3rd years parts only) and full after sales service

Optional Attachments

Item	Product Code
Veg Prep Attachment (no plates included)	MPVS12A

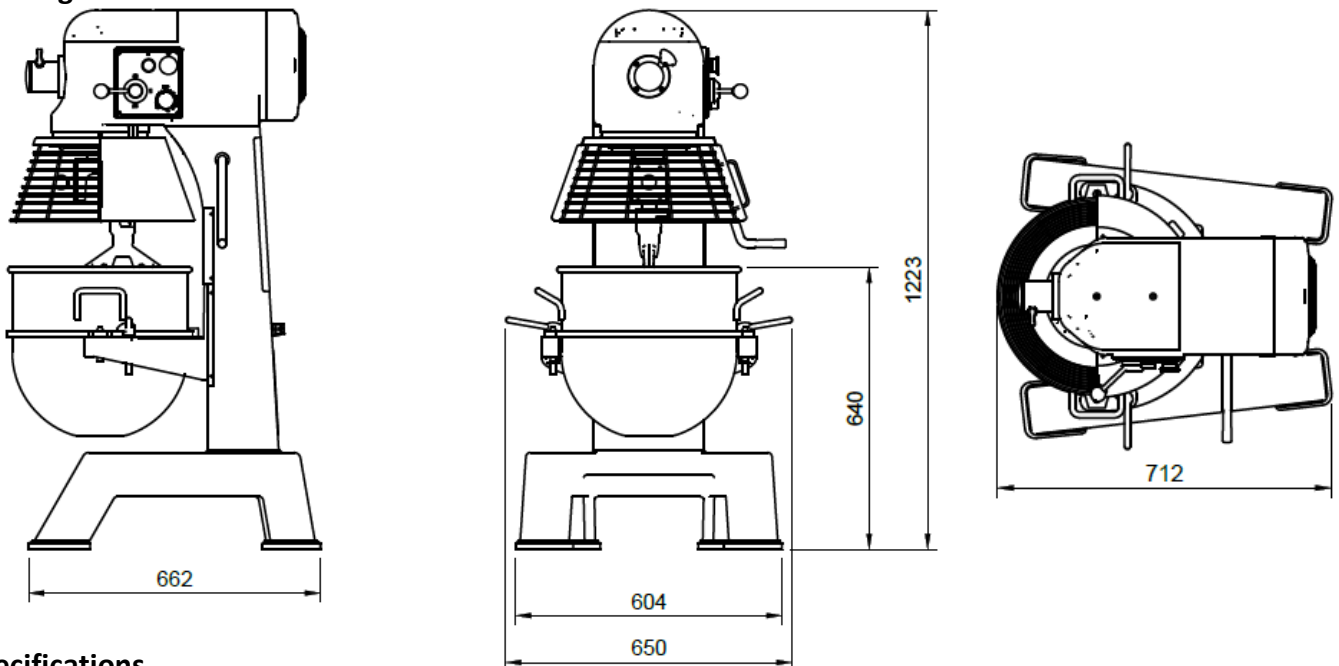
Item	Product Code
Meat Mincer Attachment (6mm & 8mm plates included)	MPG12SH

Optional Accessories

Item	Product Code
Bowl	MP11040-12-001
Beater	MP11040-12-002
Dough Hook	MP11040-12-003
Whisk	MP11040-12-004
Bowl Trolley	MP11040-12-011

Item	Product Code
20ltr reduction bowl	MP11040-12-001M
20ltr reduction beater	MP11040-12-002M
20ltr reduction dough hook	MP11040-12-003M
20ltr reduction whisk	MP11040-12-004M

Drawing



Specifications

Model	Capacity (ltr)	Phase (Ø)	Motor (Volt)	Frequency (Hz)	AMP (A)	Power (kW / hp)	Speed (rpm)
MP40-1ph	40	1	220-240	50	12	1.125 / 1.5	95 / 195 / 356
MP40-3ph	40	3	380-415	50	2.7 total	1.125 / 1.5	95 / 195 / 356


Dimensions | Shipping Information

Model	Overall Dimensions D x W x H (mm)	Net Weight (kg)	Packed Dimensions D x W x H (mm)	Packed Weight (kg)	Volume (m3)
MP40	712 x 650 x 1223	205	820 x 720 x 1430	217	0.844

We reserve the right to alter the specification and technical details for this item at any time without prior notice. 12/2021

Metcalfe Catering Equipment Ltd

Haygarth Park
Blaenau Ffestiniog
Gwynedd, LL41 3PF



We reserve the right to alter the specification and technical details for this item at any time without prior notice. 12/2021

Metcalfe Catering Equipment Ltd
Haygarth Park
Blaenau Ffestiniog
Gwynedd, LL41 3PF

