

**HOBART**

**WAREWASHING**  
GLASSWASHERS **GCP/GP** | GC/GX





A photograph of a bar scene. In the foreground, a woman with blonde hair tied back is seen from the side, wearing a black sleeveless top. She is holding a glass of amber liquid. Behind her, a woman with long dark hair, wearing a white top, is smiling and looking towards the right. A bartender's arm is visible on the right, pouring a drink into a glass. The bar counter is dark wood. In the background, there are other patrons and a brick wall. The lighting is warm, with several pendant lights hanging from the ceiling.

# 650 DR ZERO

The HOBART logo is displayed in a white, rounded rectangular box with a blue border. The word "HOBART" is written in a bold, red, sans-serif font.

**HOBART**

## **TOTAL PERFORMANCE IN YOUR KITCHEN**

At HOBART, we take pride in providing reliable and innovative high quality kitchen equipment that has been engineered to ensure that whatever challenges the day may bring - you can make it happen with HOBART.


**Let's make it happen!**



# RY GLASSES POLISHING







**7 MARKETS**

Countless challenges

**1 SOLUTION**



### **HOSPITALITY**

Bar & Pub / Bistro & Café /  
Hotel & Restaurant



### **FOODSERVICE**

Hospital / Nursing Home / Canteen /  
Education – School & University



### **BAKERY**

Bakery subsidiary / Production / Bakery industry



### **MEAT PRODUCTION**

Butchery / Meat production industry



### **INDUSTRY**



### **GLOBAL MARINE**



### **AIRLINE CATERING**







## BETTER OR BEST IT'S YOUR CHOICE!

The **PROFI** line - everything a professional operator needs. This successful product series from HOBART can be found working wherever the highest standards of cleanliness are required, tailored to the volumes to be washed and the degree of soiling of the wash ware. It combines efficient warewashing with ultimate user-friendliness and low operating costs. Numerous equipment options make the **PROFI** line a perfectly suited warewashing solution for any operation.

### PROFI LINE

The **PREMAX** line is the perfect model for operators that need a higher level of proficiency. **PREMAX** sets the standard in all areas: with minimal operating costs and impressive user-friendliness, combined with maximum performance. The **PREMAX** line is the most economical and innovative line of dishwashers on the market. In addition to the features of **PROFI** models, **PREMAX** wins over users with its unique product characteristics, proving to be the ideal partner for the highest standards in warewashing.

### PREMAX LINE

## THE MODELS

WE HELP YOU WITH YOUR DECISION!

### PROFI GC

A smaller model for professional use in bars, restaurants and hotels. With a water consumption of just 1.9 litres this is the most economical glasswasher on the market.

Rack size 400 x 400 mm, compact installation height of 705 mm



### PROFI GXC

The perfect solution for high washing volumes but low installation height under the counter.

Rack size 500 x 500 mm, compact installation height of 705 mm



### PROFI GX

The large **PROFI** model for the bar, restaurant and hotel industry with high washing volumes.

Rack size 500 x 500 mm, installation height 825 mm





**HOBART**





## THE MODELS

WE HELP YOU WITH YOUR DECISION!

### PREMAX LINE EXCLUSIVE

#### PREMAX GCP

The compact model for sophisticated needs and ease of use. The **PREMAX** GCP supports the drying process for glasses. With a water consumption of just 1.9 litres this is the most economical glasswasher on the market. No steam escapes when the door is opened.

Rack size 400 x 400 mm, compact installation height of 705 mm



#### PREMAX GPCROI

The **PREMAX** GPCROI with its integrated reverse osmosis and the integrated drying is the perfect machine for producing the perfect glass. It is the ideal solution for bars and counter areas, as no steam escapes when the door is opened.

Rack size 500 x 500 mm, installation height 820 mm



#### PREMAX GP

The premium model with integrated drying provides a perfect drying result. It is the ideal solution for bars and counter areas, as no steam escapes when the door is opened.

Rack size 500 x 500 mm, installation height 825 mm



# HIGH LEVEL OF ECONOMY

## SENSO-ACTIVE RESOURCE MANAGEMENT

Responsible water consumption

The quality of the water is monitored constantly and water consumption is adapted accordingly. For low amounts of soil, water consumption remains low; for increased levels of soil, it is increased.

### Reduced operating costs

Due to the innovative use of resources alone, operating costs can be reduced by 20 % compared to conventional machines.

### Your benefits

- Reliable wash results even with high levels of soil.
- The glasswasher corrects operating errors.
- Consistent regeneration of the wash solution with sufficient fresh water.
- Complete pump-out and refill is no longer necessary.

## 2IN1 DOUBLE RACK SYSTEM

Double the wash volume –  
at half the costs

In hotels, cafés and bistros with a high proportion of mixed washware the capacity of the glasswasher can be significantly increased by employing the 2IN1 double rack system. Using our specialised double racking accessory and baskets the upper level can accommodate saucers and plates of up to 250 mm, whilst the bottom has room for cups, glasses and small bowls of up to 110 mm in height at the same time.

### Key data

- The top rack accommodates plates with a maximum diameter of 250 mm.
- The bottom rack has room for cups, glasses and small bowls of max. 110 mm height.

### For you this means

Thanks to the optimum use of the glasswasher capacity, it is possible to reduce the consumption of water, energy and chemicals by up to 50 % compared to conventional usage.







## BEST WASH RESULT

**PREMAX** LINE EXCLUSIVE

### TOP-DRY DRYING

For the best drying result

Drying wet washware is laborious and time consuming: HOBART TOP-DRY drying provides you with first-rate drying results. Here, once the washing process is complete, the humid air is converted using a hydro-thermal energy storage system, and re-introduced into the wash chamber as hot drying air.

#### Your benefits in short

- Moisture can no longer be deposited onto the wash ware.
- Tableware and glasses no longer need to be dried and polished by hand.
- The room climate feels more comfortable because 90 % less moisture is generated.
- In peak times when you cannot wait for the end of the washing cycle, you can interrupt the drying process at any time.

As the drying system uses humid air from the wash chamber and converts it into hot, dry air, there is no need for any additional energy consumption.



# BEST WASH RESULT

## GENIUS-X<sup>2</sup> FINE FILTER SYSTEM

Constantly keeps the wash solution clean

The enhanced fine filter system cleans soiled water in just three steps, reducing detergent consumption by up to 35 %.

### The tank stays clean

Coarse soil and food waste are collected in the strainer basket, preventing them from reaching the tank.

### Fine soil is removed

The collected fine soil is discharged from the machine after 10 seconds.

### Washing does the rest

The residual fine soil is collected during washing and then pumped out.


### Bonus benefit

During pump-out, the system cleans itself automatically, meaning manual cleaning is eliminated.

## REVERSE OSMOSIS

Removes water stains before they appear

Unsightly stains on glasses? Minerals in water often leave visible residues when glasses are dried, thus creating a bad impression.



**Put an end to this:** The integrated reverse osmosis RO-I or its optional free-standing counterpart, RO-S, means there's no need to exert yourself with post-wash polishing. Hygienic risks as a result of manual polishing are prevented in advance. Because all stain-causing minerals are removed, dishes and glasses leave the machine looking clean and sparkling.

### Important note

The compact GC, GCP and GXC models are available with the integrated reverse osmosis RO-I. The free-standing RO-S is available for all undercounter models. The GPC is only available with RO-I.



## INTERLOCKED STRAINER

Checks whether tank cover strainer and fine filter are correctly inserted

If the strainer system is not in the proper position, the control signals an alarm. The washing cycle can only be continued if the strainer is correctly positioned again.

### For you this means

- The pump is protected against broken fragments and small cutlery.
- You benefit from a reduction in detergent consumption and operating costs.
- Soil is kept at bay.

## WIDE-ANGLE NOZZLES

For cleanliness in every corner

The wash result depends on several factors: One important factor is the precise distribution of the water and the cleaning agent. For the wash nozzles to be most effective, they were given a special shape by HOBART so that, compared to conventional systems, they cover a larger area in a more accurate manner.

### Your benefit

The wash result, especially in the corners, is improved considerably.

## SPECIAL PROGRAMMES

Make your glasses glisten

Do you carefully wash your glasses by hand or feel dissatisfied with your machine's wash result? Then you can rely on our special programmes.

**Intensive programme:** Tall glasses are rinsed with an increased quantity of fresh water to remove any residual detergent that may have become stuck on the deep base.

**Cold rinsing:** Glasses are cooled with cold water immediately after rinsing. This means glasses can be used again immediately at busy times in bars or beer gardens. It also means the drink won't get warmed up by the glass, meaning the beer will keep its foamy head.

**Basic cleaning programme:** New glasses often have a protective coating. Our special basic cleaning cycle removes the coating before the first use at the touch of a button.





**HOBART**





# EASY HANDLING

**PREMAX** LINE EXCLUSIVE

## VAPOSTOP<sup>2</sup>

Puts an end to clouds of steam

We all know the feeling of opening the glasswasher right after it has finished and being met with a cloud of hot steam in the face.

**Those days are over:** The innovative VAPOSTOP<sup>2</sup> uses a ventilation system to extract the hot 60 °C waste steam from the inside of the machine, thereby preventing the steam from escaping.

### A brief overview of the advantages

- Removing the wash ware is much more pleasant for staff.
- Customers at the bar are not disturbed by escaping steam.
- Wooden bar tops and kitchen cabinets are protected.
- 90 % less steam escapes into the room.

## VISIOTRONIC-TOUCH CONTROL

Simple operation for everyone

Single-button control in conjunction with a colour touchscreen – it couldn't be easier. The VISIOTRONIC-TOUCH control simplifies use of your machine considerably and shows all the important information in the display using text and symbols.

### Your benefits

- Easy selection of programmes.
- Easy settings.
- All important information can be called up at a glance.





# EASY HANDLING

## REMAINING TIME INDICATOR

A constant overview of the wash process

As an enhancement to the VISIOTRONIC-TOUCH control, the HOBART glasswashers display the progress of the programme.

- Blue: Programme just started
- Partly green: Machine is washing
- Green: Programme finished / machine ready to start
- Red: Error or notification



## HYGIENE PROGRAMME

Eliminates germs and bacteria

Over time, limescale and soil particles can build up inside your machine. With the patented hygiene programme, germs and bacteria do not stand a chance.

Alerts on the display tell you when you should next carry out the hygiene programme. After that, it's just a case of putting a hygiene tab into the machine and starting the programme. After just a short time, your glasswasher is hygienically clean again.

### An overview of your benefits

- Fast removal of limescale deposits.
- Soil residue is cleaned from the machine.
- Provides a fresh smell.



## **CLIP-IN WASH AND RINSE ARMS**

Make cleaning the machine as simple as possible

To make your work as easy as possible, both wash and rinse arms can be removed using the CLIP-IN system in just one step. Following cleaning, all it takes is another click to put the washing attachment back in place.

## **SOFT-START WASH PUMP**

For a quiet start to the wash

In bistros and bars, the glasswashers are often installed in the counter area, in the immediate vicinity of your customers. So that they can continue their conversations in peace, the SOFT-START wash pump ensures a quiet, soft start to the washing cycle.

## **REFILL SIGNAL**


Simple and efficient level control

The refill signal system monitors the contents of external as well as integrated chemical containers. This ensures that you are provided with a timely notification of when detergent and rinse aid must be refilled, ensuring constant problem-free wash results.

## **INTEGRATED CHEMICAL CONTAINERS**

Save space and top up your hygiene products with ease

The integrated chemical containers for rinse aid and detergent can also be installed in the machine. The large openings mean it is easy to top them up without spillage.



## **USB-INTERFACE**

For simple data documentation

Temperature, error messages and the selected programmes must be permanently documented for monitoring. The VISIOTRONIC control automatically carries out this time-intensive task.

### **Convenient exporting of operational and consumption data**

The glasswasher has a USB-interface for the simple downloading of operational and hygiene parameters. This enables you to save all the relevant data on an external storage device.

**HOBART**





## RELIABILITY & FLEXIBILITY

### MULTI-PHASING (230/400 V)

Guarantees flexibility for starting up the machine

You can either operate your glasswasher with 230 V or 400 V. Changes can be made at any time through simple re-plugging.

### 705 MM INSTALLATION HEIGHT

Designed with every type of counter in mind

Compact and space-saving: The undercounter glasswashers **PROFI** GC and GXC as well as **PREMAX** GCP fit under every type of counter with their installation height of only 705 mm.

### SMOOTH COUNTERBALANCED DOOR

Soft, silent opening and closing

The glasswasher doors have gas-filled shock absorbers to protect your washware and prevent wear of the door suspension.

**What's more:** The flat rack guides on the inside of the door make loading and unloading the rack easy.



A woman with her hair in a bun, wearing a red and white plaid shirt and a dark blue striped apron, is looking down at a smartphone in her hands. She is standing in a cafe or kitchen area, with a coffee grinder and other equipment visible in the background. The lighting is warm and focused on her.

**HOBART**

**WASHSMART  
HOBART 4.0**



# WASHSMART

## HOBART WASHSMART APP

Key features at a glance

The new HOBART WASHSMART app provides you with a comprehensive overview of the status of your glasswasher free of charge for 5 years. Among other features, the app informs you well in advance of maintenance due dates and indicates the current operating costs and chemical consumption.

### Connect, learn, benefit

Based on this data, you can avoid downtime, re-order consumables directly via the app, and contact HOBART customer service or an approved service partner. WASHSMART also provides illustrated instructions for smaller errors so that you can solve them yourself.

### An overview of all functions

- Machine status (keep up-to-date regarding the statuses of all your machines)
- Fault messages (push notifications inform you of any system errors)
- Operating cost calculator (cost overview of water, detergent and power consumption)
- Information on hygiene (indication and easy download of a hygiene report)
- Ordering consumables (easy ordering of consumables)
- Usage (information about the efficient use of the machine)

You can find more information about the availability in different countries and languages at [www.washsmart.info](http://www.washsmart.info)



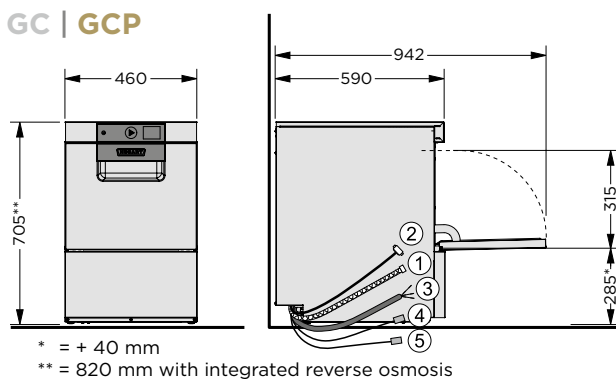
**HOBART**



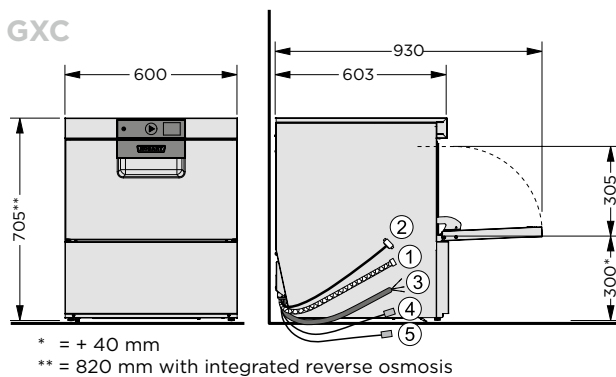


## DRAWINGS

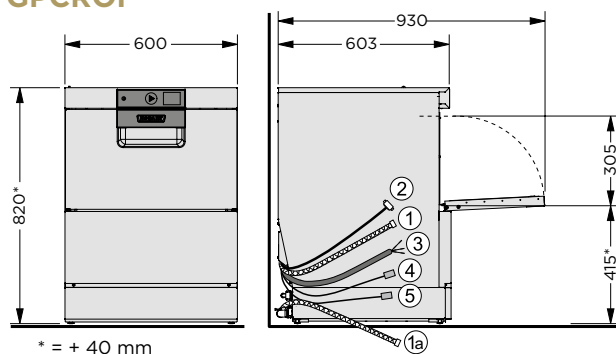
### GC | **GCP**



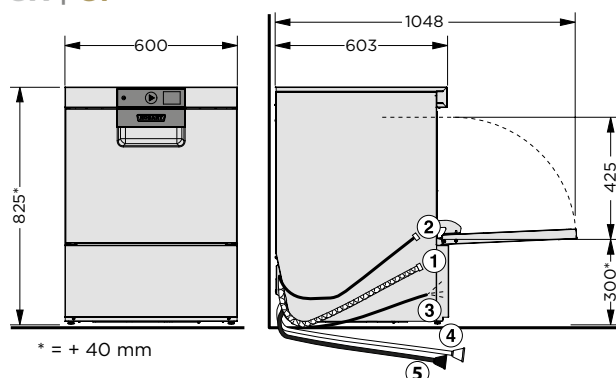
### GXC



### GPCROI



### GX | **GP**



[1] Drain hose

[1a] Drain hose osmosis

[2] Fresh water connection

[3] Connection cable

[4] Liquid detergent

[5] Rinse aid <sup>a)</sup>

<sup>a)</sup> for machines with hose filling

## FEATURES

MODEL	PROFI LINE			PREMAX LINE		
	GC	GXC	GX	GCP	GPCROI	GP

### HIGH LEVEL OF ECONOMY

SENSO-ACTIVE resource management	–	●	●	–	●	●
2IN1 double rack system	–	–	○	–	–	○

### BEST WASH RESULT

TOP-DRY drying	–	–	–	–	● PREMAX LINE EXCLUSIVE	● PREMAX LINE EXCLUSIVE
GENIUS-X <sup>2</sup> fine filter system	●	●	●	●	●	●
Integrated reverse osmosis RO-I	○	○	–	○	●	–
Free-standing reverse osmosis RO-S	○	○	○	○	–	○
Interlocked strainer	●	●	●	●	●	●
Rinse pump	●	●	●	●	●	●
Wide-angle nozzles	●	●	●	●	●	●
Cold rinsing	●	●	●	●	●	●
Intensive programme	●	●	●	●	●	●
Basic cleaning programme	●	●	●	●	●	●

### EASY HANDLING

VAPOSTOP <sup>2</sup>	–	–	–	–	● PREMAX LINE EXCLUSIVE	● PREMAX LINE EXCLUSIVE
Integrated WiFi module*	●	●	●	●	●	●
WASHSMART app**	●	●	●	●	●	●
VISIOTRONIC-TOUCH control	●	●	●	●	●	●
VAPOSTOP	–	–	–	●	–	–
Remaining time indicator	●	●	●	●	●	●
Refill signal	○	○	○	○	○	○
Hygiene programme	●	●	●	●	●	●
CLIP-IN wash and rinse arms	●	●	●	●	●	●
SOFT-START wash pump	●	●	●	●	●	●
Integrated chemical containers	○	○	○	○	○	○
USB-interface	●	●	●	●	●	●

### RELIABILITY & FLEXIBILITY

Smooth counterbalanced door	●	●	●	●	●	●
Drain pump	●	●	●	●	●	●
Multi-phasing (230/400 V)	●	●	●	●	●	●

● Inklusive

○ Optional

– Not available

\* You can find more information about the availability in different countries and languages at [www.washsmart.info](http://www.washsmart.info).

\*\* Free use of the WASHSMART app for 5 years.



## TECHNICAL SPECIFICATIONS

MODEL	PROFI LINE			PREMAX LINE		
	GC	GXC	GX	GCP	GPCROI	GP
<b>CYCLE TIMES*</b>	75/120 sec. and special programmes	60/90/120 sec. and special programmes	60/90/120 sec. and special programmes	75/120 sec. and special programmes	60/90/120 sec. and special programmes	60/90/120 sec. and special programmes
<b>CAPACITY</b>						
Racks	48 /h	60 /h	60 /h	48 /h	60 /h	60 /h
Glasses	960 /h	2,160 /h	2,160 /h	960 /h	2,160 /h	2,160 /h
<b>TANK CAPACITY</b>	8.0 l	10.6 l	10.6 l	8.0 l	10.6 l	10.6 l
<b>WATER CONSUMPTION</b>	1.9 l/rack	2.0 l/rack	2.0 l/rack	1.9 l/rack	2.0 l/rack	2.0 l/rack
<b>PUMP RATING</b>	0.4 kW   220 l/min	0.5 kW   350 l/min	0.5 kW   350 l/min	0.4 kW   220 l/min	0.5 kW   350 l/min	0.5 kW   350 l/min
<b>TANK HEATING</b>	2.4 kW	1.7 kW	1.7 kW	2.4 kW	1.7 kW	1.7 kW
<b>BOOSTER LOADING</b>						
Standard	4.2 kW	6.2 kW	6.2 kW	4.2 kW	6.2 kW	6.2 kW
Alternative	2.8 kW	2.1 kW	2.1 kW	2.8 kW	2.1 kW	2.1 kW
<b>TOTAL LOADING</b>						
Standard	4.6 kW   3 x 16 A	6.8 kW   3 x 16 A	6.8 kW   3 x 16 A	4.6 kW   3 x 16 A	6.8 kW   3 x 16 A	6.8 kW   3 x 16 A
Alternative	3.2 kW   16 A	2.7 kW   16 A	2.7 kW   16 A	3.2 kW   16 A	3.3 kW   16 A	3.3 kW   16 A
Power supply	400 / 50 / 3N (230 / 50 / 1)	400 / 50 / 3N (230 / 50 / 1)	400 / 50 / 3N (230 / 50 / 1)	400 / 50 / 3N (230 / 50 / 1)	400 / 50 / 3N (230 / 50 / 1)	400 / 50 / 3N (230 / 50 / 1)
<b>DIMENSIONS</b>						
Width	460 mm	600 mm	600 mm	460 mm	600 mm	600 mm
Depth	590 mm	603 mm	603 mm	590 mm	603 mm	603 mm
Height	705 mm	705 mm	825 mm	705 mm	820 mm	825 mm
Loading height	315 mm	305 mm	425 mm	315 mm	305 mm	425 mm
Rack size	400 x 400 mm	500 x 500 mm	500 x 500 mm	400 x 400 mm	500 x 500 mm	500 x 500 mm

Multi-phasing allows the operation of the glasswasher either on 230 V or 400 V. Changes can be made on site at any time by simple re-plugging.

\* The machine is equipped with an automatic cycle-time control, which ensures hygienic rinse temperatures even on a cold-water supply or with reduced heating performance.

## CONCEPT SOLUTIONS for optimised wash results

### WATER TREATMENT

The right solution for every water quality: The partial and full demineralisation cartridges HYDROLINE STAR and STAR EXTRA, as well as the HYDROLINE PURE RO-I and RO-S reverse osmosis systems, guarantee spotless wash results with no additional polishing required.

### WASHING CHEMICALS

The right detergent for every application – perfectly suited to the individual machine. The HYLINE hygiene range.





## OUR VISION

Wash without water

Intensive market research has shown that our customers expect warewashing technology that combines efficiency with optimal performance. We are focused on meeting these demands, and they form the foundation for our vision to "wash without water". This vision is our continuous incentive to break new ground in order to constantly reduce the consumption of water, energy and chemicals. We continue pursuing this goal methodically and with the most innovative engineering. Indeed, we already know that:

» When the first machine is finally capable of washing without water, it will be a HOBART. «

## THE COMPANY

We are HOBART

HOBART is the world market leader for commercial warewashing technology and well-known manufacturer of cooking, food preparation, and environmental technology. Established in 1897 in Troy, Ohio, today HOBART employs more than 6,900 employees around the world. At our manufacturing plant in Offenburg, Germany, HOBART develops, produces, and distributes warewashing technology worldwide. The hotel and catering trade, cafeterias, bakeries and butcher shops, supermarkets, airlines, cruise ships, automotive suppliers, research centres and pharmaceutical companies all over the world swear by our innovative products, which are considered to be economical and ecological market leaders.





LET'S MAKE IT  
**HAPPEN!**

## MADE IN GERMANY

We provide this promise of quality to our customers, and it represents our personal standard upheld by all our staff at HOBART.



## OUR FOCUS

Innovative - economical - ecological

This is our philosophy. To us, innovation means continuously setting new standards in technology, combined with real added value for the customer. Our group's Technological Centre, and our own Innovation Centre for Warewashing Technology at our headquarters in Germany, make this possible. Here, our innovative powers are combined to create highly efficient products which continuously confirm our status as technological leader. To be economical means to set standards in terms of the lowest operating costs and minimal use of resources, and to revolutionise the market continuously. To be ecological means responsible handling of resources and a sustainable energy policy. This applies not only to the product in use, but in general to all areas of the organisation, such as purchasing or manufacturing.

## HOBART

Competent - fast - reliable

HOBART service technicians and HOBART service partners are the "real" experts. Thanks to intensive training and many years of experience, they have a unique and profound knowledge of the products. This means that maintenance and repair work is always carried out professionally, fast and reliably.

