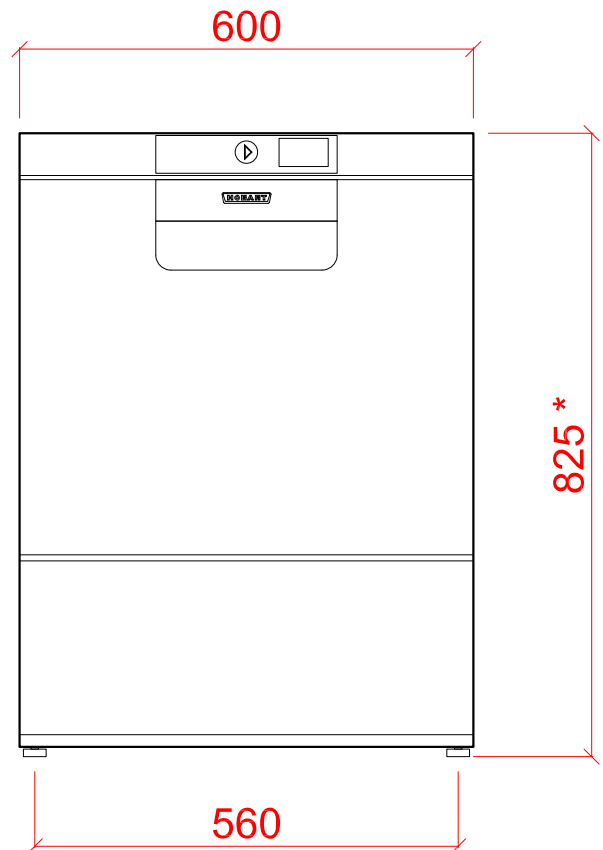
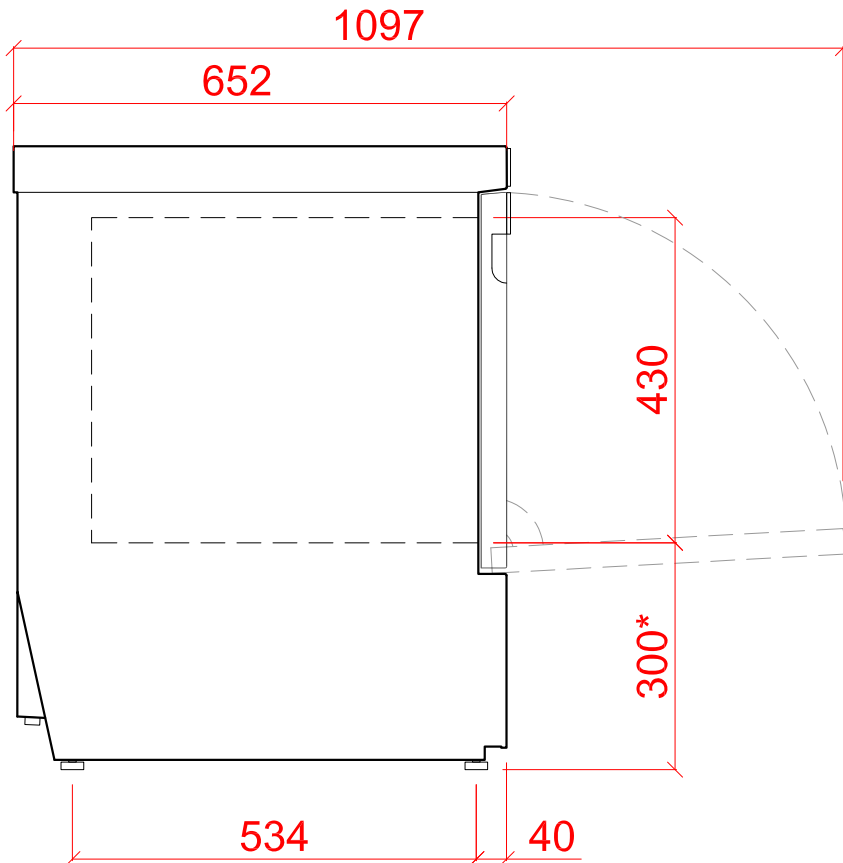
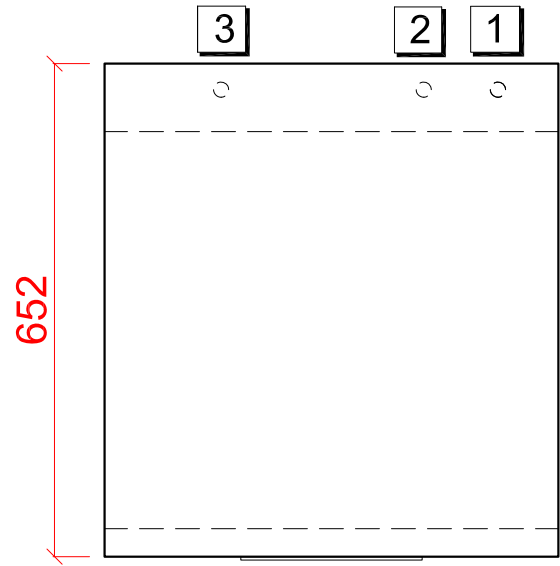


UNDERCOUNTER GLASSWASHERS
GP SERIES



Undercounter Glasswasher

GPW-10B



1 Water

22mm CONNECTION VIA 2 METRE FLEXIBLE HOSE, FEMALE TERMINATION.

WATER SUPPLY 10 TO 60°C (0° TO 3° CLARK MAX) @ 0.5 TO 6.0 BAR MAX. INITIAL TANK FILL 10.8 LITRES.

RINSE WATER USAGE 2.0 LITRES PER CYCLE. MAX USAGE 120 LITRES PER HOUR.

OUR MACHINES ARE SUPPLIED WITH CLASS 'AB' AIR GAP AS STANDARD.

2 Drain

DRAIN - 2 METRE FLEXIBLE HOSE TO A 40 mm TRAPPED STANDPIPE 800mm MAX A.F.F.L.

FLOW RATE 30 LITRES PER MINUTE.

Other Services

RINSE AGENT HOSE - 2.5 METRE FLEXIBLE. DETERGENT HOSE - 2.5 METRE FLEXIBLE.

3 Electric

6.8kW 400/50/3 FUSED AT 16amps / PHASE. MACHINE SUPPLIED WITH 2.5 METRES OF CABLE (3 PHASE).

CONFIGURABLE TO:
4.7kW 230/50/1 FUSED AT 25amps

Notes

APPROX WEIGHTS:
EMPTY: 65kg's WITH WATER: 87kg's
*± + 40mm

PLOT SCALE: 1:10